

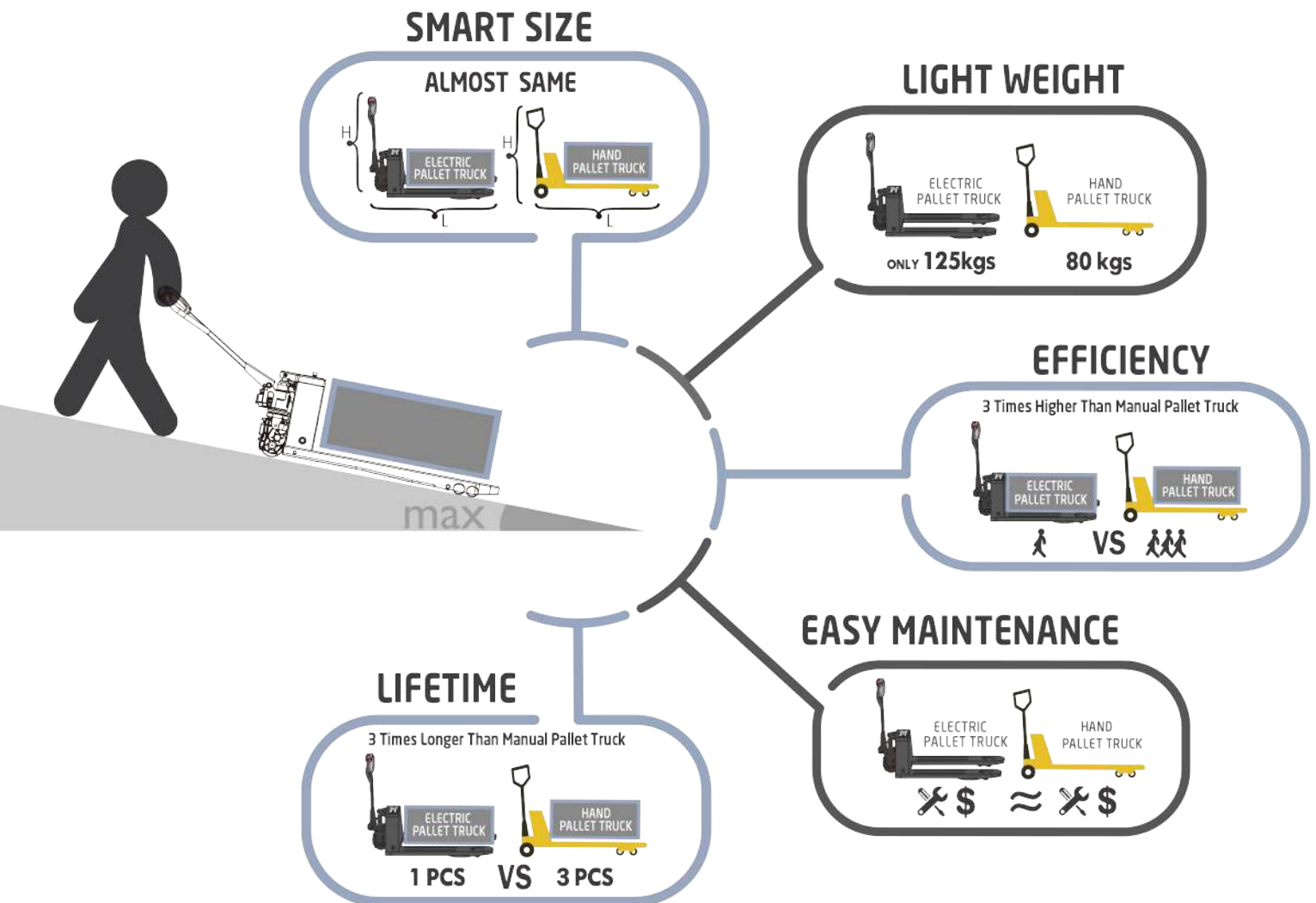


WS Series Electric Pallet Truck With Lithium Battery

with capacities of 1,500/1,800/2,000kg

**SMART
POWERFUL
DURABLE**

**BUILT TO
WORK
24
HOURS**



**PAY A LITTLE MORE
SAVE MUCH MORE**

Powerful With High Gradeability



Unique brushless technology

Brushless motor, powerful and maintenance free.

Leading in the industry.



750W/1000W power
Brushless motor
Maintenance free



Powered traveling



Powered lifting & lowering

Maintenance free

For brushed motor, carbon brush needs to be replaced every 12 or 18 months.

For CBD15-WS, no need to replace carbon brush.

Maintenance-free, saving maintenance time and cost.



Powerful with high gradeability

To easily move 1.5 ton or 2 ton over the slopes at warehouse entrances.



Traveling speed

— **UNLADEN 4.5Km/h**

+ **LADEN 4Km/h**



Gradeability

Non-stop Working

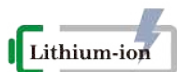


6s Replace Battery

Maintenance-free lithium battery

It takes only 6s to replace battery.

With a spare battery, the unit can keep working 24 hours.



Ensured battery safety

Safe and reliable, no fire, no explosion.

Complying with IEC, UL global standard certification requirements, ensuring the safety of user property.

- Long service life: lithium battery with a long service life.
- High safety performance: it adopts soft package battery technology, built-in protection board and multiple protection to eliminate overcharge and overdischarge.
- Maintenance free: no need to add water.

Compact and durable

▪ Solid build, no breaking

Chassis made by solid materials, no bending, no deformation.

Reinforced rocker arm, push rod, wheel frame and support seat. No plastic part, less damage.

▪ Most compact unit with same lifting capacity

Suitable for small workplaces such as compact workshops, trucks or vans, tail lifts or elevators. CBD15-WS has the smallest turning radius among similar products.

▪ Integral forks, no splicing

The forks are uniquely designed, easy to handle European pallets, American pallets and plastic pallets.

Solid fork with no deformation, far more durable than other brands of the same category.

Short charging time Charge and use freely

Quick charging: 2 hours to fully charge the battery.



**Solid build
No breaking**

Top cap thickness

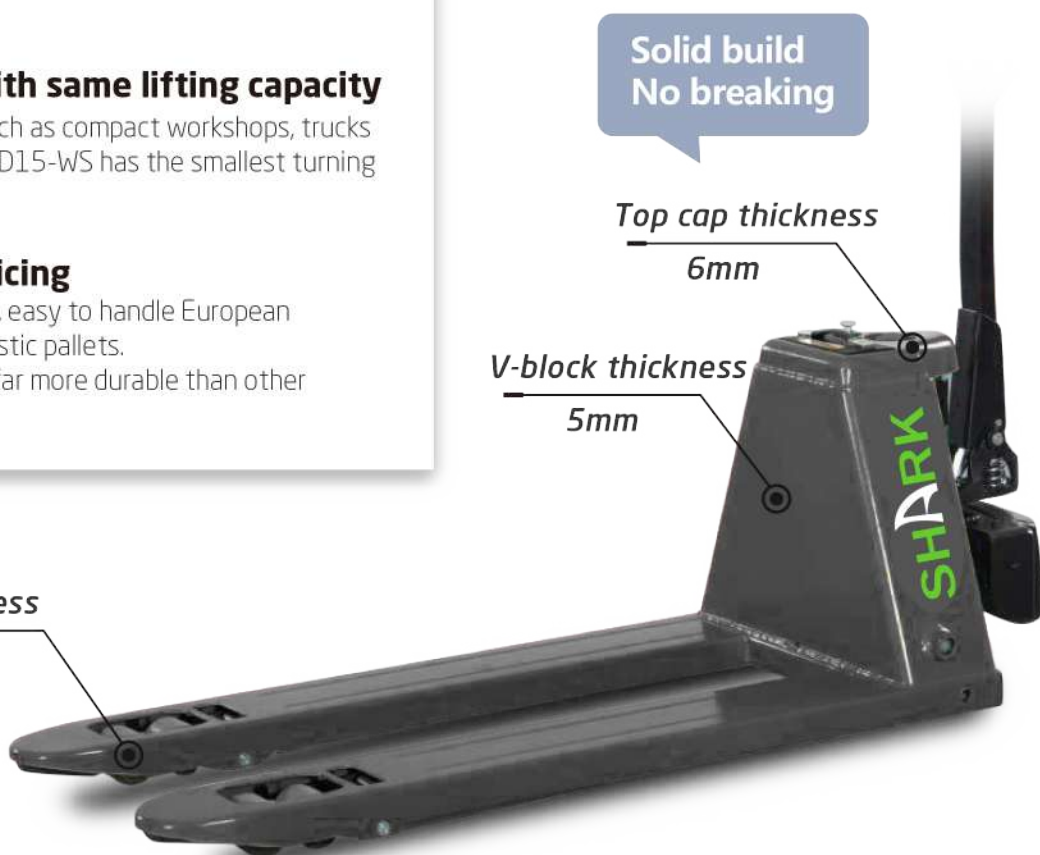
6mm

V-block thickness

5mm

Fork thickness

4mm



Intelligent Control

When you're moving heavy loads in tight spaces, maneuverability and controllability are critical to ensure safety, productivity and comfort.

The core concept of SHARK products is to make your job easier. With the ergonomically designed handle, CBD15-WS is easy to operate, reduces fatigue and improves work efficiency. Compared to other brands, users prefer to use SHARK WS Series.

■ 75mm Lowered height of fork

SMART FUNCTION

01

Turtle Speed

Press the turtle speed button

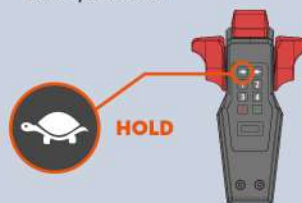


SMART FUNCTION

02

Up-Right Drive

Keep holding the turtle speed button



SMART FUNCTION

03

⚠ Engineering Mode (Brake Release)

Horn Remains Pressed & Power On



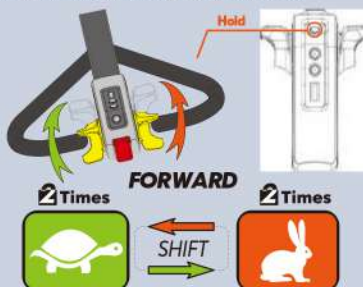
■ 82mm Lowered height of fork

SMART FUNCTION

01

Turtle Speed

Horn Remains Pressed & Forward 2 times



SMART FUNCTION

02

Up-Right Drive

Reverse Button & Forward Throttle Remain Pressed, Power On



SMART FUNCTION

03

⚠ Engineering Mode (Brake Release)

Horn Remains Pressed, Power On



⚠ In up-right drive mode, vehicle will move when handle is operated at any position. Please avoid misoperation.

⚠ Brake release mode is only for emergencies, not allowed for vehicle with normal conditions.

Easy Maintenance

WS Series utilizes SHARK's integrated diagnostics, error code display and SHARK's original service mini-program to facilitate quick problem resolution.



Ready to Handle Multiple Jobs

With its unique design, WS Series is powerful and maneuverable to meet the application in a wide range of working conditions.



Warehouses/Logistics center



Truck tail lift



Supermarket

Pallet trucks are a necessary investment. Choosing the wrong machine could cause loss in productivity, high cost of machine downtime, unhappy workers, and overall, increased running costs. Choosing WS Series will reward you with long-term value.

SHARK WS Series

● **Powerful** ● **Durable** ● **Easy maintenance** ● **Low use cost** ● **High return on investment**

Basic Configuration

■ 75mm Lowered height of fork



Multi-function Handle

- Emergency reverse button
- Password key
- LCD Screen
 - Battery indicator with hour meter
 - Error code display
 - Recharge alert



- Forward/reverse butterfly switch
- Horn
- Lifting / Lowering

- Recharge alert
- Hour meter
- Powered traveling
- Powered lifting & lowering
- Error code display
- PIN access control
- Emergency stop button
- Horn



■ 65mm/82mm Lowered height of fork



Multi-function Handle
(Full Electric)

- Emergency reverse button
- Horn
- Forward/reverse butterfly switch
- Lifting / Lowering
- LCD Screen
 - Battery indicator with hour meter
 - Error code display
 - Recharge Alert



Multi-function Ergonomic Handle
(Semi-electric)



Protection cover



Electric Lifting/Lowering



Battery Protection Stopper



Tandem/Single PU wheel

Optional

- Key button
- Upright driving button
- Max speed setting button
- Horn button



Intelligent Control Key

Only available on CBD15/20-WS 82mm/65mm



48V 15Ah battery with bigger capacity

Longer working hour



5A fast charger

Shorter charging hour



Load backrest

When goods are stacked high, the load backrest can prevent it from falling, ensuring user safety.



Balance wheel

Only available on CBD15-WS



Fork length(82mm Lowered height of fork)
800/900/1150/1220/1500/1800/2000mm
fork length options

Fork length(75mm Lowered height of fork)
800/900/1000/1150/1220mm
fork length options

Fork length(65mm Lowered height of fork)
685*1120mm
550*1150mm



Wrapping film holder



ELECTRIC PALLET TRUCK LABELING INSTRUCTIONS

MODEL: CBD15-WS

1 42x390mm

NOTICE OF USAGE

WORKPLACE TEMPERATURE

WATER ONLY MUD

NO USE ON GROUND WITH WATER ONLY MUD

PROHIBITED TO BE CAUGHT IN RAIN

SHARP OBJECTS

TO USE ON HARD AND FLAT GROUND AVOID SHARP OBJECTS

PRESSURE

PRESSURE ON HANDLE <10kg WEIGHT

HEAVY DUSTY

USE IN HEAVY DUSTY ENVIRONMENT IS PROHIBITED

CHORDING

USE IN CORROSIVE ENVIRONMENT IS PROHIBITED

FLAMMABLE

USE IN FLAMMABLE ENVIRONMENT IS PROHIBITED

EXPLOSIVE

USE IN EXPLOSIVE ENVIRONMENT IS PROHIBITED

2 100x183mm

!

WARNING NO.S0202

SERIOUS OR FATAL INJURIES MAY RESULT TO YOURSELF OR OTHERS IF THESE INSTRUCTIONS ARE NOT FOLLOWED:

- Do not operate this truck unless you have been authorized and trained to do so. Read and understand the Operator's Manual and make yourself familiar with this truck before operating. If you do not have the Operator's Manual, obtain one from a distributor or dealer.
- Inspect the condition of this truck daily before and after use. When inspecting, pay close attention to the forks, wheels, brakes, lift linkages, safety devices and decals.
- Do not operate this truck until you have inspected its condition and found no faults or damage.
- If the truck is determined to be unsafe, faulty or damaged, disconnect the battery by unplugging the battery connector from the truck or pushing on the emergency stop button if the truck is equipped with one. Remove the key and tag the truck as being out of service. Then contact an authorized repair person to perform the repairs before returning it back into service.
- If after the visual inspection the truck is determined to be safe, turn on the key. Operate the horn to make sure that it is functioning properly. Operate the lifting and lowering buttons to make certain that they are in proper working order. Release the brake by pulling down on the control handle slowly operate the truck in both a forward and reverse direction testing the brakes in both directions. Operate the auto reverse button to make certain that it is functioning properly.
- Keep a clear view of the travel path and sound horn if your vision is blocked. Sound horn at all intersections if there is a possibility of other traffic.
- Do not carry any passengers or riders nor operate the truck with other people in close proximity and do not allow anyone to stand on, pass under or stand close to the lifting mechanism or load.
- Keep feet clear of truck.
- Never overload the truck. Check the capacity rating on the nameplate to determine the maximum load capacity. If the nameplate is illegible or missing, order a replacement from a distributor and install it.
- Make certain that the load is stable and secure before operating the truck.
- Accelerate and operate the truck smoothly. Do not make rapid movements.
- Slow down and exercise extra caution when operating on uneven, wet or slippery surfaces and do not turn the truck while on slopes.
- Before leaving the truck unattended, lower the load engaging means and make certain that the operator control handle is in the upright-raised position.
- Turn off the key when the truck is not in service or when left unattended.

3 100x60mm

ELECTRIC PALLET TRUCK

MODEL-TYPE

CE

SERIAL NO.

MIAIS00001

RATED CAPACITY

1500 Kg

LOAD CENTER

600 mm

WEIGHT WITHOUT BATTERY

118 Kg

BATTERY VOLTAGE

48 V

MAX.ALLOWABLE BATTERY WEIGHT

5,02 Kg

RATED DRIVE POWER

0.75 Kw

MIN.ALLOWABLE BATTERY WEIGHT

4,02 Kg

YEAR OF MANUFACTURE

4 42x150mm

Turtle Speed

Horn Remains Pressed & Forward 2 times

FORWARD

2 Times

SHIFT

2 Times

Up-Right Drive

Release Brake & Forward / Reverse Button Forward / Reverse On

GO

Engineering Mode

Press Release / Forward / Reverse Button Forward / Reverse On

NO BRAKE

Hold

It is up-right drive mode, vehicle will move when handle is operated at any position. Please avoid misoperation.

Brake release mode is only for emergency, not allowed for vehicle with normal conditions.



5 88x25mm

!

6 BRAND LOGO 260x66.5mm



7 60x48mm

!

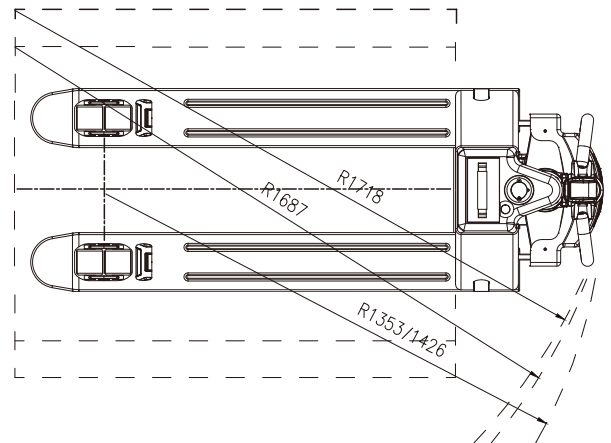
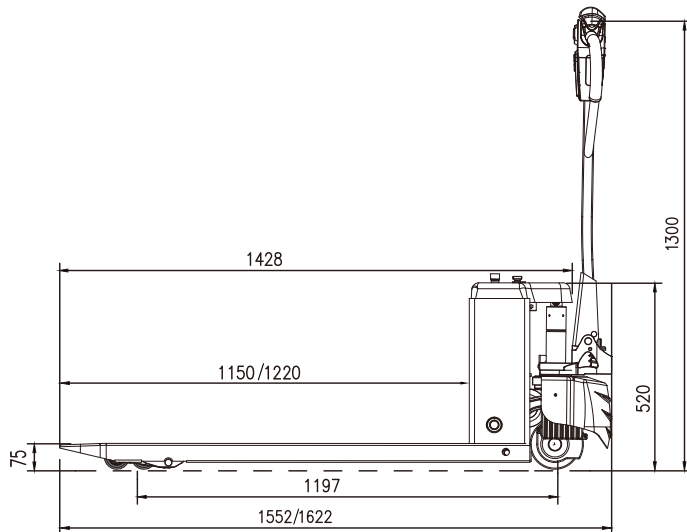
WARNING NO.S0205

Stay clear of all moving parts.

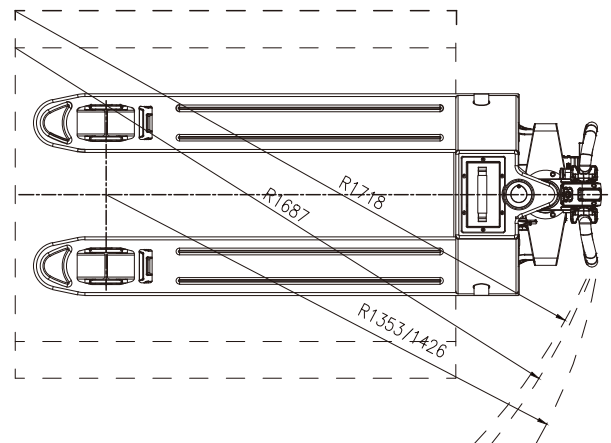
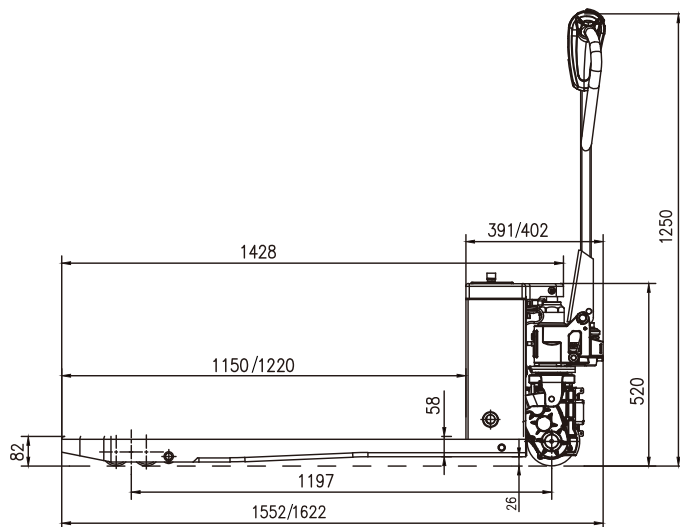
Moving parts can cut or crush hands, feet, arms or legs.

Dimensions

CBD15/20-WS 75mm Lowered height of fork



CBD15/20-WS 82mm Lowered height of fork



WS Series Electric Pallet Truck With Lithium Battery Specification

Characteristics	Manufacturer		SHARK						
	Model		CBD18-WS-SE	CBD20-WS-SE	CBD15-WS		CBD15-WS-65L	CBD20-WS	
	1.1	Capacity	kg	1800	2000	1500		1500	2000
	1.2	Load centre distance	mm	600	600	600		600	600
	1.3	Standard overall fork width	mm	550/685	550/685	550/685	520/550/685	550/685	550/685
	1.4	Fork length	mm	1150/1220	1150/1220	1150/1220		1150/1220	1150/1220
	1.5	Overall length	mm	1552/1622	1552/1622	1552/1622		1552/1622	1552/1622
	1.6	Wheelbase	mm	1197/1267	1197/1267	1197/1267		1197/1267	1197/1267
	1.7	Lowered height of fork	mm	82±2	82±2	75±2	82±2	65±2	75±2 82±2
	1.8	MAX height of fork	mm	197	197	190	197	165	190 197
	1.9	Overall length (with tiller)	mm	1300	1300	1300	1250	1250	1300 1250
	1.10	Rear body width	mm	550/685	550/685	520/550/685		550/685	550/685
	1.11	Minimum turning radius	mm	1353/1426	1353/1426	1353/1426		1353/1426	1353/1426
Performance	2.1	Max.Traveling speed	laden	km/h	4	4	4	4	4
			unladen	km/h	4.5	4.5	4.5	4.5	4.5
	2.2	Gradeability	laden	%	6	6	6	6	6
			unladen	%	20	20	20	20	20
	2.3	Traveling	kW		DC 0.75 Brushless	DC 1.0 Brushless	DC 0.75 Brushless	DC 0.75 Brushless	DC 1.0 Brushless
	2.4	Lifting	kW		Hydaraulic	Hydaraulic	DC 0.8	DC 0.8	DC 0.8
Battery	2.5	Lifting speed, laden/unladen	mm/s		/	/	18/23	18/23	18/23
	2.6	Lowering speed, laden/unladen	mm/s		/	/	56/46	56/46	56/46
	4.1	Voltage	V		48	48	48	48	48
	4.2	Capacity/type	Ah		10Ah Lithium	10Ah Lithium	10Ah Lithium	10Ah Lithium	10Ah Lithium
Brake type	5.1	Travel brake			Regenerate	Regenerate	Regenerate	Regenerate	Regenerate
	5.2	Brake			Electromagnetic	Electromagnetic	Electromagnetic	Electromagnetic	Electromagnetic
Controller	6.1	Controller			B1503	B1503	B1503	B1503	B1503

- 520mm fork width: only for CBD15-WS model.
- 75 Low Profile: for CBD15-WS and CBD20-WS, with the combination lock handle.